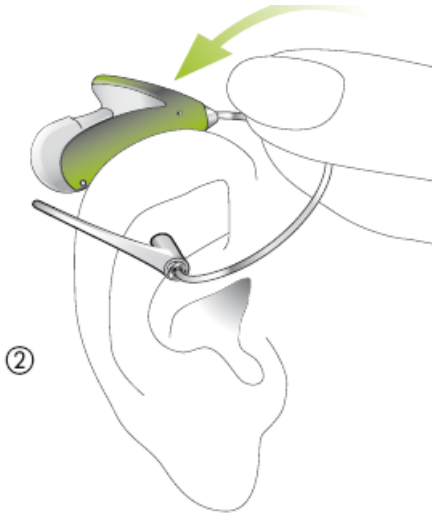


iSense Fitting Guide

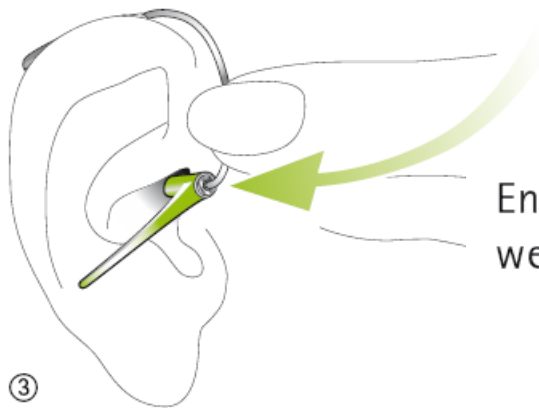


Make sure the iSense Micro's retention piece is attached and bent.

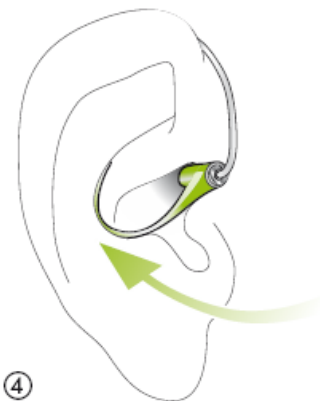
Never use the iSense Micro without its retention piece!



Place the iSense Micro over the top of your ear.



Ensure that the receiver is placed well in front of the ear canal.



Use the transparent retention to fix the receiver in the concha (the inner part of the visible ear).